

For a proper childhood



Respireo **SOFT** Baby



Respireo **SOFT** Child



- Children's faces are very different to adult faces. **The Respireo SOFT Pediatrics range (Baby and Child)** is not an adult range that has been scaled down to child size; it has been developed with paediatric experts in order to meet all the specific needs of little ones and their families.
- Respireo SOFT can be used with children *from birth until they are around six years old*.

Specially for children

- Innovative design specifically created to suit children's bone structure and fragile skin
- Even support distribution
- Long-lasting comfort

Extra-Comfortable

- Super smooth contact with the skin
- Open field vision
- Freedom of movement
- Allows for play and everyday activities

Easy to use

- Simple to adjust, wear and clean
- Limited number of components making daily use and stock management easier
- Quick start guide
Video and illustrations

5 points headgear

Evenly distributes support points across the head and ensures stability

SOFT Baby: 3 sizes XXS, XS and S
SOFT Child: single size

NEW

SOFT Cushion

A very thin lip which provides air tightness with minimal skin contact.

2 single sizes: 1 SOFT Baby and 1 SOFT Child

SOFT Baby Attaches to the headgear using Velcro to guarantee infant safety and successful execution of the treatment

Baby: 3 to 12 kg (approx. till 1 year)

SOFT Child Hooks have been added to allow older children to use their masks without needing help and to maintain headgear settings

Child: 1,5 to 6 years (approx. 10 to 20 kg)

*The ages/weight targets can vary according to the pathology, the face of the child etc.



Also available in a **Non-Vented version**



External port

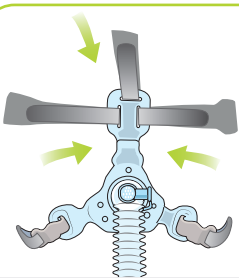
To facilitate hospital treatment (oxygen supply, vitals measurements, etc.).

Circuit with 360° ball joint

For total freedom of movement.

Quick Setup Guide

Assembly



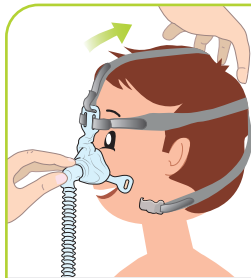
Join the headgear to the mask by placing each of the three upper arms into the corresponding slots. Then connect the tube to the silicone mask.

Discovery



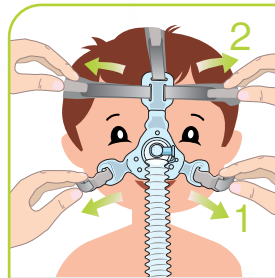
Just like you, a child might worry about having to wear a mask. Take the time to show him/her the mask and explain what it is for, reassure, and turn it into a game.

Installation




Place the cushion on the child's nose and pass the headgear over the head. Then attach the hooks.

Settings



Adjust the headgear settings, starting at the bottom and working upwards. Be careful not to make the headgear too tight. The cushion should not cover the mouth.

Use



The mask is ready to use. Connect the tube to the ventilation unit. If any leakages or support points appear during ventilation, make small adjustments to the headgear.

Note: a specific guide exists for Respireo SOFT Baby

Codes	Designation	Seize
KM225300	Respireo SOFT Baby (manufacturer reference 472700*)	XS
KM225400	Respireo SOFT Baby (manufacturer reference 472703*)	S
KM227300	Respireo SOFT Baby Non Vented (manufacturer reference 472704*)	XS
KM227400	Respireo SOFT Baby Non Vented (manufacturer reference 472705*)	S
NEW KM229108	Headgear Respireo SOFT Baby (manufacturer reference 472715*)	XXS
KM225500	Headgear Respireo SOFT Baby (manufacturer reference 472701*)	XS
KM225600	Headgear Respireo SOFT Baby (manufacturer reference 472702*)	S
KM228900	Respireo SOFT Child (manufacturer reference 472711*)	One size
KM229000	Respireo SOFT Child (manufacturer reference 472712*)	One size
KM229100	Headgear Respireo SOFT Child (manufacturer reference 472714*)	One size

Respireo **SOFT**
Baby

NEW

Respireo **SOFT**
Child